



# PUMP TECHNOLOGY

Circulating pumps








**WILHELM TAAKE GMBH** Pumpen-, Armaturen- und Regeltechnik  
Böllingshöfen 85 · D-32549 Bad Oeynhausen  
Tel.: +49 (0) 57 34-5123 80 · Fax: +49 (0) 57 34-17 52  
Internet: <http://www.wita-taake.de> · e-mail: [info@wita-taake.de](mailto:info@wita-taake.de)



WITA has been supplying technically mature equipment for more than 40 years. We can supply all the equipment you need for a modern heating system.


#### Our product range includes

-  Pump technology
-  Control technology
-  Drive technology
-  Mixing Technology
-  Fitting technology

#### Pump technology

Different bores, construction lengths and capacity ranges enable dealers and craftsmen to respond particularly flexibly to the special needs of the market. The pumps are designed to circulate warm water in

central heating systems and are also suitable for pumping low-viscosity media in industrial and commercial usage. They are also suitable for use with solar technology systems.



All products in the range of circulating pumps have one thing in common:

**the benefits of superior technology, perfect quality and application advantages.**

WITA's products are primarily made of grey cast iron and chrome-nickel steel. These proven materials guarantee high levels of stability and a wide range of uses.

#### Important features

##### Installation

- practical spanner attachment for easy fitting of pipes
- flat-sealing construction

##### Adjustment

- practical nominal lines for optimal adjustment to the system using the 3 stage rotary switch

##### Operation

- very low noise level
- low power consumption
- very reliable on start up

# PUMP TECHNOLOGY

# U 25 | U 35 | U 55 | U 75

## Circulating pumps

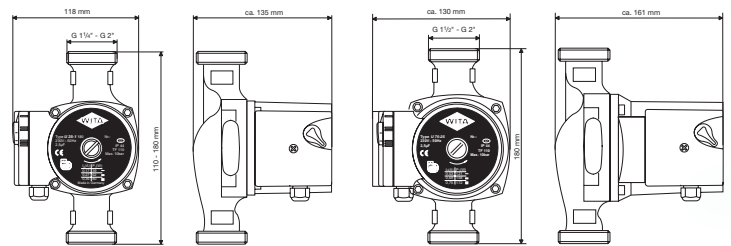
The WITA U 25, U 35, U 55 and U 75 circulating pumps enables dealers and craftsmen to respond particularly flexibly to the special needs of the market. The pumps are designed for circulating warm water in central

heating systems, and can also be used to pump low-viscosity media in industrial and commercial usage. They are also suitable for use with solar technology systems.



### Technical specifications

- 3 rotating speeds
- 4 power levels
- Various construction lengths
- Short-circuit-proof motor
- Max. 10 bar operating pressure
- Max. 110°C water temperature
- Fission tube and fission ring made of chrome-nickel steel
- Stainless steel coated rotor
- Technopolymer rotor disc



### Common specifications

Operating voltage:	230 V ~ 50 Hz
Protection type:	IP44
Insulation class:	F
Motor protection U 25 - U 55:	none, auto-protected against blocking current
Motor protection U 75:	integrated thermal switch
Test marks:	CE, TÜV- GS
Rotating speeds:	3
Nominal pressure:	PN 10
Motor casing:	Aluminium
Rotor:	encapsulated
Rotor shaft U 25 - U 55:	ceramic with non-return valve
Rotor shaft U 75:	stainless steel
Pump rotor disc:	technopolymer
Carried medium:	Heating system water acc. to VDI 2035, Water-Glycol mixtures
Carried medium temperature:	+5°C - 110°C
Max. ambient temperature at: 80°C temperature of the medium	40°C



# UE 35 | UE 55

## Electronic circulating pumps

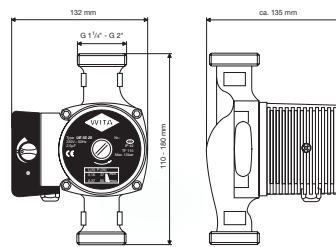
The WITA UE 35 and UE 55 electronic circulating pumps enable dealers and craftsmen to respond particularly flexibly to the special needs of the market. The pumps

are designed for circulating warm water in central heating systems, and can also be used to pump low-viscosity media in industrial and commercial usage.



### Technical specifications

- Electronic speed control
- 2 power levels
- Various construction lengths
- Short-circuit-proof motor
- Max. 10 bar operating pressure
- Max. 110° C water temperature
- Fission tube and fission ring made of chrome-nickel steel
- Stainless steel coated rotor
- Technopolymer rotor disc

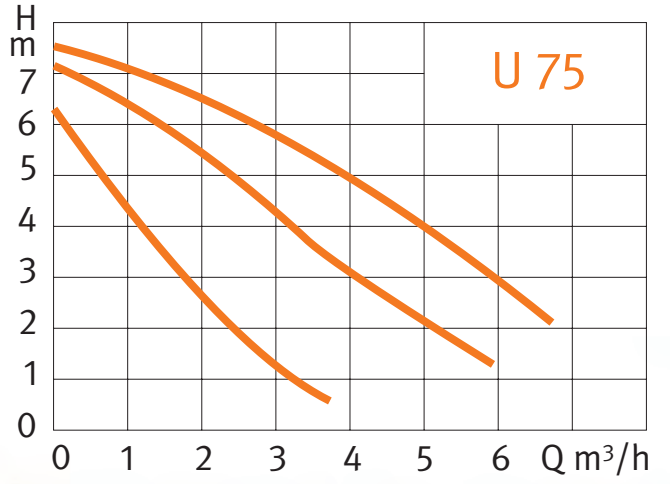
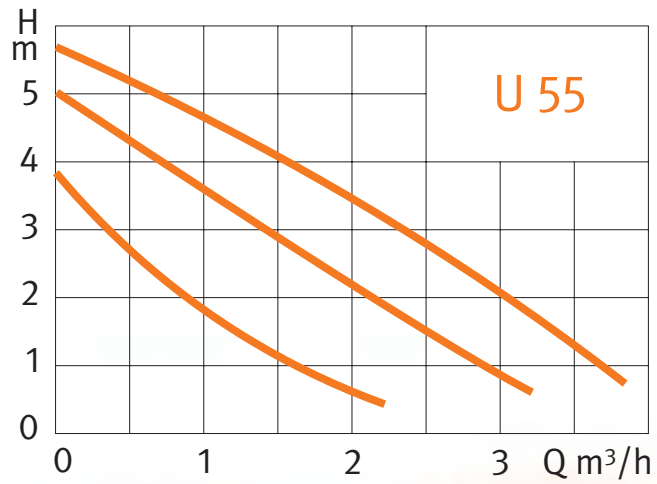
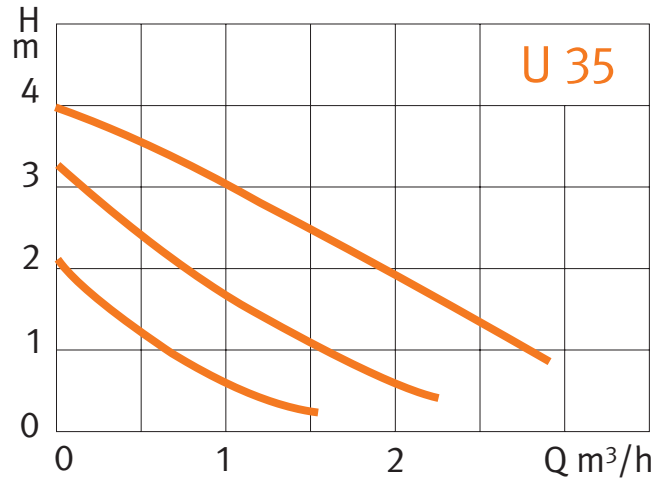
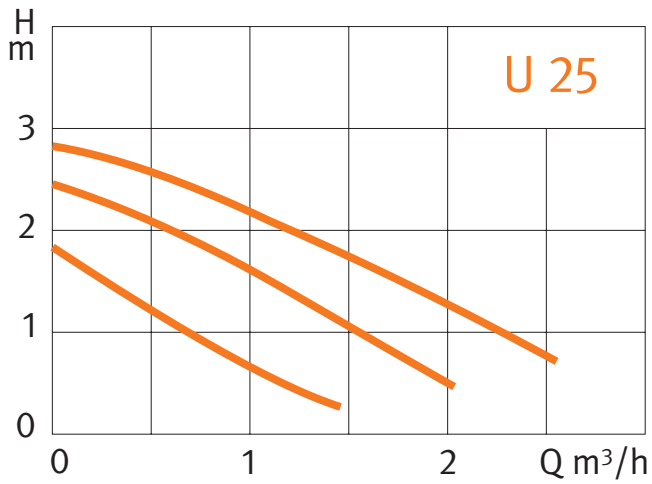


### Common specifications

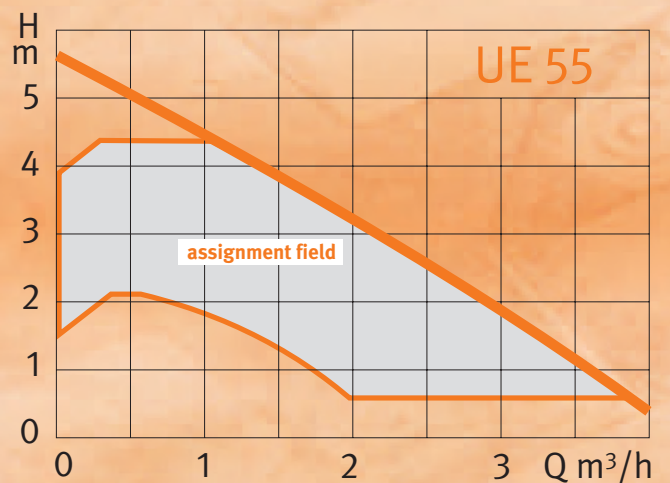
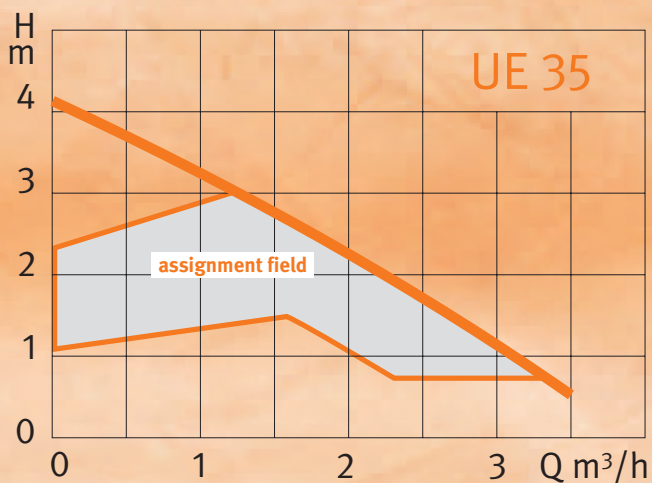
Operating voltage:	230 V ~ 50 Hz
Protection type:	IP44
Insulation class:	F
Motor protection:	none, auto-protected against blocking current
Test marks:	CE, TÜV- GS
Speed control:	electronic
Nominal pressure:	PN 10
Motor casing:	Aluminium
Rotor:	encapsulated
Rotor shaft:	ceramic with non-return valve
Pump rotor disc:	technopolymer
Carried medium:	Heating system water acc. to VDI 2035, Water-Glycol mixtures
Carried medium temperature:	+5°C - 110°C
Max. ambient temperature at: 80°C temperature of the medium	40°C

# Performance curves

## Circulating pumps



## Electronic circulating pumps



# Technical specifications

	U 25	U 35	U 55	U 75	UE 35	UE 55
Max. discharge head:	2,75 m	4,0 m	6,0 m	7,5 m	4,0 m	6,0 m
Max. throughflow:	2640 l/h	3000 l/h	3700 l/h	6500 l/h	3000 l/h	3600 l/h
Power input P1 (W) Level III:	46	63	80	172		
Electrical power I (A) Level III:	0,2	0,27	0,35	0,75		
Power input P1 (W) Level II:	39	44	62	159		
Electrical power I (A) Level II:	0,17	0,19	0,27	0,69		
Power input P1 (W) Level I:	28	28	39	122		
Electrical power I (A) Level I:	0,12	0,12	0,17	0,53		
Power input P1 min. - max.:					25-68	37-85
Electrical power I (A) min. - max.:					0,12-0,30	0,16-0,37
Weight:	approx. 2,43 kg	approx. 2,46 kg	approx. 2,52 kg	approx. 3,9 kg	approx. 2,72 kg	approx. 2,74 kg

## RANGE OF PUMPS

	Type of pump	Art. no.	Pump casing	DN	Connection
	U 25-20	U 25 000	grey cast iron	20	180 mm, G 1."
	U 25-25	U 25 010	grey cast iron	25	180 mm, G 1 1/2"
	U 25-32	U 25 020	grey cast iron	32	180 mm, G 2"
	U 25-20S	U 25 030	grey cast iron	20	130 mm, G 1 1/4"
	U 25-25S	U 25 040	grey cast iron	25	130 mm, G 1 1/2"
	U 25-20 SB	U 25 050	brass	20	110 mm, G 1 1/4"
	U 25-25 SB	U 25 060	brass	25	110 mm, G 1 1/2"
	U 35-20	U 35 000	grey cast iron	20	180 mm, G 1 1/4"
	U 35-25	U 35 010	grey cast iron	25	180 mm, G 1 1/2"
	U 35-32	U 35,020	grey cast iron	32	180 mm, G 2"
	U 35-20S	U 35 030	grey cast iron	20	130 mm, G 1 1/4"
	U 35-25S	U 35,040	grey cast iron	25	130 mm, G 1 1/2"
	U 35-20 SB	U 35,050	brass	20	110 mm, G 1 1/4"
	U 35-25 SB	U 35,060	brass	25	110 mm, G 1 1/2"
	U 55-20	U 55 000	grey cast iron	20	180 mm, G 1 1/4"
	U 55-25	U 55 010	grey cast iron	25	180 mm, G 1 1/2"
	U 55-32	U 55 020	grey cast iron	32	180 mm, G 2"
	U 55-20S	U 55 030	grey cast iron	20	130 mm, G 1 1/4"
	U 55-25S	U 55 040	grey cast iron	25	130 mm, G 1 1/2"
	U 55-20 SB	U 55 050	brass	20	110 mm, G 1 1/4"
	U 55-25 SB	U 55 060	brass	25	110 mm, G 1 1/2"
	U 75-25	U 75 010	grey cast iron	25	180 mm, G 1 1/2"
	U 75-32	U 75 020	grey cast iron	32	180 mm, G 2"
	U 75-25S	U 75,040	grey cast iron	25	130 mm, G 1 1/2"
	UE 35-20	U 35 100	grey cast iron	20	180 mm, G 1."
	UE 35-25	U 35 110	grey cast iron	25	180 mm, G 1 1/2"
	UE 35-32	U 35 120	grey cast iron	32	180 mm, G 2"
	UE 35-20 S	U 35 130	grey cast iron	20	130 mm, G 1."
	UE 35-25 S	U 35 140	grey cast iron	25	130 mm, G 1 1/2"
	UE 35-20 SB	U 35 150	brass	20	110 mm, G 1."
	UE 35-25 SB	U 35 160	brass	25	110 mm, G 1 1/2"
	UE 55-20	U 55 100	grey cast iron	20	180 mm, G 1."
	UE 55-25	U 55 110	grey cast iron	25	180 mm, G 1 1/2"
	UE 55-32	U 55 120	grey cast iron	32	180 mm, G 2"
	UE 55-20 S	U 55 130	grey cast iron	20	130 mm, G 1 1/4"
	UE 55-25 S	U 55 140	grey cast iron	25	130 mm, G 1 1/2"
	UE 55-20 SB	U 55 150	brass	20	110 mm, G 1 1/4"
	UE 55-25 SB	U 55 160	brass	25	110 mm, G 1 1/2"

Other connections are available on request.